

SWARNANDHRA COLLEGE OF ENGINEERING & TECHNOLOGY

SEETHARAMPURAM, NARSAPUR - 534 280 W.G.DT.

ANNUAL REPORT OF EXAMINATION BRANCH




ACADEMIC YEAR 2014-15

SWARNANDHRA COLLEGE OF ENGINEERING & TECHNOLOGY
SEETHARAMPURAM, NARSAPUR - 534280
EXAMINATION SCETION

2011 Batch - Students Received PCs & CMMs Details

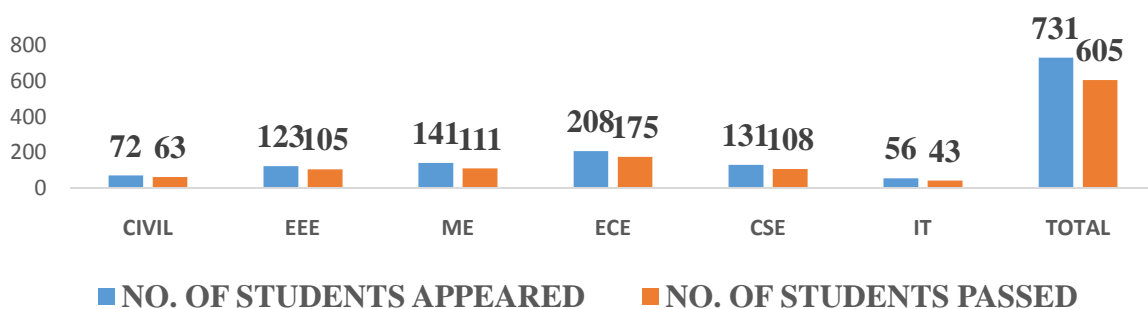
S.No	Dept.	No. of Students			Pass Percentage (%)	Grades			
		Appeared	Passed	Failed		A Grade	B Grade	C Grade	D Grade
1.	CIVIL	72	63	09	87.50	6	30	27	-
2.	EEE-A	61	55	06	90.16	5	22	26	2
3.	EEE-B	62	50	12	80.64	4	26	18	2
4.	ME-A	73	58	15	79.45	4	17	36	1
5.	ME-B	68	53	15	77.94	5	22	24	2
6.	ECE-A	68	55	13	80.88	6	24	23	2
7.	ECE-B	72	65	07	90.28	9	30	25	1
8.	ECE-C	68	55	13	84.85	4	29	21	1
9.	CSE-A	66	56	10	80.88	3	25	27	1
10.	CSE-B	65	52	13	80.0	3	22	27	-
11.	IT	56	43	13	76.78	-	16	27	-
Total		731	605	126	82.76	49	263	281	12


G. N. Visweswara Rao
Office In-charge Examinations




Dr. M. Sreenivasa Kumar
Principal

**GRADUATED STUDENTS FOR ACADAMIC YEAR
2014-2015**



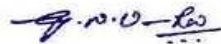
SWARNANDHRA COLLEGE OF ENGINEERING & TECHNOLOGY

SEETHARAMPURAM, NARSAPUR - 534 280 W.G.DT.

EXAMINATION SECTION

PG - Students Received PCs & CMMs Details - A.Y(2014-2015)

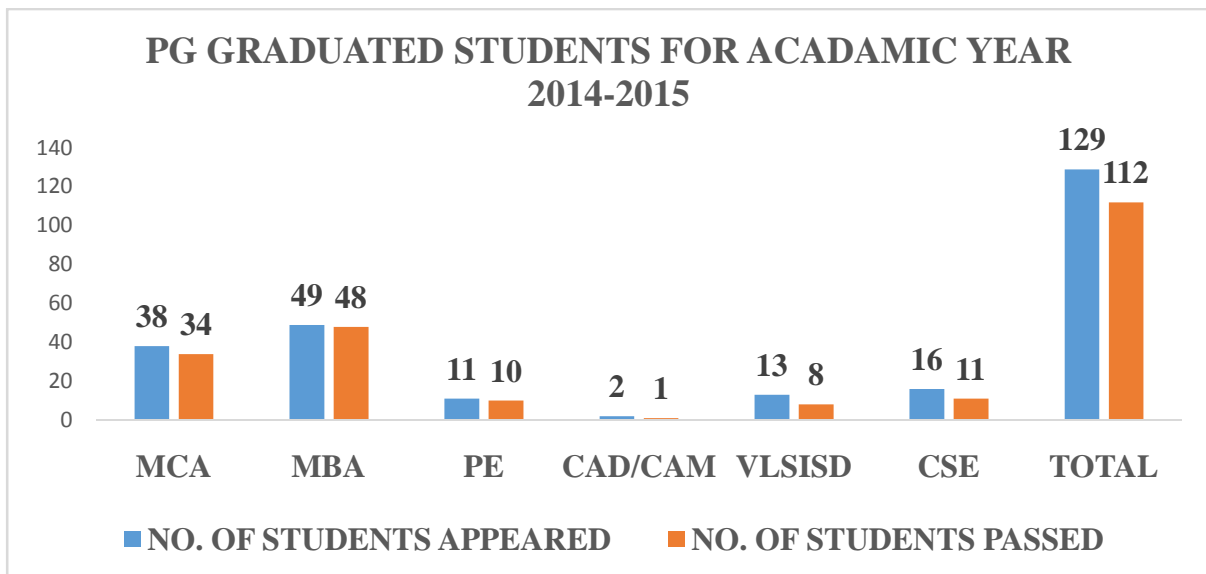
PROGRAMME	REGISTERED	PASSED	PERCENTAGE
MCA	38	34	89.47
MBA	49	48	97.96
M.Tech-POWER ELECTRONICS	11	10	90.91
M.Tech-CAD/CAM	2	1	50.00
M.Tech-VLSISD	13	8	61.54
M.Tech-CSE	16	11	68.75
TOTAL	129	112	86.82



G.N.Visweswara Rao
Officer Incharge Examinations



Dr. M.Muralidhara Rao
Principal



U.G. SEMESTER WISE – RESULTS

E-mail: principal@swarnandhra.ac.in
Website: www.swarnandhra.ac.in
Fax: 08814 - 240958

(08814) 240588, 240599
Call 9948141652



SWARNANDHRA COLLEGE OF ENGINEERING & TECHNOLOGY

(AUTONOMOUS)

Accredited by NBA, AICTE, NEW DELHI • Accredited by NAAC with "A" Grade - 3.32/4.00 CGPA
Recognised under 2(f) & 12(B) of UGC Act 1956

Approved by AICTE, New Delhi, Autonomous with J.N.T. University, Kakinada

Seetharampuram, NARSAPUR - 534 280, W.G.Dist., Andhra Pradesh

Dr. J. Anand Chandulal
M.E., M.Tech., Ph.D., F.I.E.T.E., F.I.E.
Principal

RESULTS COMMITTEE

S. No	Name of the member	Designation
1	Dr. J. Anand Chandulal, <i>Principal</i>	Chairman
2	Dr. K. M. Ganesh, <i>HOD, CIVIL Dept.</i>	Member
3	Mr. V. Moorthy, <i>I/c HOD, EEE Dept.</i>	Member
4	Dr. A. Gopichand, <i>HOD, Mechanical Dept.</i>	Member
5	Mr. N. Srikanth, <i>I/c HOD, ECE Dept.</i>	Member
6	Dr. Y. Vamsidhar, <i>HOD, CSE Dept.</i>	Member
7	Dr. B. V. R. Naidu, <i>HOD, MBA</i>	Member
8	Mr. A. N. L. Kumar, <i>HOD, MCA</i>	Member
9	Dr. R. S. Dubey, <i>HOD, Nano Technology</i>	Member
10	Dr. S. Dharaja Devi, <i>HOD, Mathematics</i>	Member
11	Dr. V. Swaminadham, <i>HOD, S&H</i>	Member
12	Mr. G. N. Viswaeswara Rao <i>Controller of Examinations</i>	Member





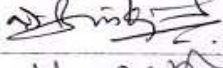
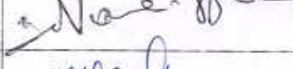


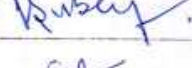


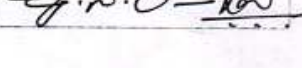


Anand Chandulal

Dr. J. Anand Chandulal
Principal

Minute of the results committee meeting held on 20-02-2015, at 3:30PM in Principal Chamber.

Members Present:

S. No	Name of the member	Designation	Signature
1	Dr. J. Anand Chandulal , Principal	Chairman	
2	Dr. K. M. Ganesh, HOD, CIVIL Dept.	Member	
3	Mr. V. Moorthy, I/c HOD, EEE Dept.	Member	
4	Dr. A. Gopichand, HOD, Mechanical Dept.	Member	
5	Mr. N. Srikanth, I/c HOD, ECE Dept.	Member	
6	Dr. Y. Vamsidhar, HOD, CSE Dept.	Member	
7	Dr. B. V. R. Naidu, HOD, MBA	Member	
8	Mr. A. N. L. Kumar, HOD, MCA	Member	
9	Dr. R. S. Dubey, HOD, Nano Technology	Member	
10	Dr. S. Dharaja Devi, HOD, Mathematics	Member	
11	Dr. V. Swaminadham, HOD, S&H	Member	
12	Mr. G. N. Viswaeswara Rao Controller of Examinations	Member	

Resolutions

As per autonomous B.Tech academic regulations **Point No.12** the credits SGPA and CGPA have been finalized for B.Tech. I Semester Regular Examinations conducted in Jan/Feb 2015 and results have been declared on 20-02-2015 at 4:00PM.




Dr. J. Anand Chandulal
Chairman



SWARNANDHRA
COLLEGE OF ENGINEERING & TECHNOLOGY
AUTONOMOUS
EXAMINATION BRANCH

B.TECH-I SEM Regular Results Analysis Held in JANUARY 2015 Curriculum: R14

Branch: CIVIL ENGINEERING

Subject	Registered	Appeared	Passed	Failed	Reg Pass %	Apprd. Pass %
ENGLISH-I	48	47	43	4	89.58	91.49
DIFFERENTIAL EQUATIONS	48	47	28	19	58.33	59.57
BASIC ELECTRICAL & ELECTRONICS	48	47	33	14	68.75	70.21
ENGINEERING PHYSICS	48	47	24	23	50.00	51.06
C PROGRAMMING	48	47	32	15	66.67	68.09
ENGLISH COMMUNICATION SKILLS LAB-I	48	47	47	0	97.92	100.00
ENGINEERING PHYSICS LAB	48	47	47	0	97.92	100.00
C PROGRAMMING LAB	48	47	45	2	93.75	95.74
ALL SUBJECTS	48	47	19	28	39.58	40.43
ENGINEERING DRAWING	48	47	32	15	66.67	68.09

Branch: ELECTRICAL AND ELECTRONICS ENGINEERING

Subject	Registered	Appeared	Passed	Failed	Reg Pass %	Apprd. Pass %
ENGLISH - I	11	11	11	0	100.00	100.00
DIFEERENTIAL EQUATIONS	11	11	7	4	63.64	63.64
NUMERICAL METHODS & INTEGRAL TRNSFORMS	11	11	6	5	54.55	54.55
ENGINEERING CHEMISTRY	11	11	7	4	63.64	63.64
C PROGRAMMING	11	10	5	5	45.45	50.00
ENVIRONMENTAL STUDIES	11	11	7	4	63.64	63.64
ENGLISH COMMUNICATION SKILLS LAB-I	11	10	10	0	90.91	100.00
ENGINEERING CHEMISTRY LAB	11	11	11	0	100.00	100.00
C PROGRAMMING LAB	11	11	11	0	100.00	100.00
ALL SUBJECTS	11	10	5	5	45.45	50.00

Branch: MECHANICAL ENGINEERING

Subject	Registered	Appeared	Passed	Failed	Reg Pass %	Apprd. Pass %
ENGLISH - I	104	104	100	4	96.15	96.15
DIFEERENTIAL EQUATIONS	104	104	79	25	75.96	75.96
BASIC ELECTRICAL & ELECTRONICS	104	104	84	20	80.77	80.77
ENGINEERING PHYSICS	104	104	67	37	64.42	64.42
C PROGRAMMING	104	103	29	74	27.88	28.16
ENGLISH COMMUNICATION SKILLS LAB-I	104	104	104	0	100.00	100.00
ENGINEERING PHYSICS LAB	104	103	101	2	97.12	98.06
C PROGRAMMING LAB	104	104	104	0	100.00	100.00
ALL SUBJECTS	104	102	25	77	24.04	24.51
ENGINEERING DRAWING	104	104	66	38	63.46	63.46

Branch: ELECTRONICS AND COMMUNICATION ENGINEERING

Subject	Registered	Appeared	Passed	Failed	Reg Pass %	Apprd. Pass %
ENGLISH - I	105	105	104	1	99.05	99.05



SWARNANDHRA
COLLEGE OF ENGINEERING & TECHNOLOGY
AUTONOMOUS
EXAMINATION BRANCH


B.TECH-I SEM Regular Results Analysis Held in JANUARY 2015 Curriculum: R14						
DIFFERENTIAL EQUATIONS	105	105	66	39	62.86	62.86
NUMERICAL METHODS & INTEGRAL TRANSFORMS	105	105	84	21	80.00	80.00
ENGINEERING CHEMISTRY	105	105	66	39	62.86	62.86
C PROGRAMMING	105	105	84	21	80.00	80.00
ENVIRONMENTAL STUDIES	105	105	93	12	88.57	88.57
ENGLISH COMMUNICATION SKILLS LAB-I	105	105	105	0	100.00	100.00
ENGINEERING CHEMISTRY LAB	105	105	105	0	100.00	100.00
C PROGRAMMING LAB	105	105	105	0	100.00	100.00
ALL SUBJECTS	105	105	56	49	53.33	53.33

Branch: COMPUTER SCIENCE AND ENGINEERING

Subject	Registered	Appeared	Passed	Failed	Reg Pass %	Apprd. Pass %
ENGLISH - I	104	104	101	3	97.12	97.12
DIFFERENTIAL EQUATIONS	104	104	67	37	64.42	64.42
BASIC ELECTRICAL & ELECTRONICS	104	104	89	15	85.58	85.58
ENGINEERING PHYSICS	104	104	85	19	81.73	81.73
C PROGRAMMING	104	104	61	43	58.65	58.65
ENGLISH COMMUNICATION SKILLS LAB-I	104	104	104	0	100.00	100.00
ENGINEERING PHYSICS LAB	104	103	103	0	99.04	100.00
C PROGRAMMING LAB	104	103	102	1	98.06	99.03
ALL SUBJECTS	104	103	42	61	40.38	40.78
ENGINEERING DRAWING	104	104	65	39	62.50	62.50

Branch: ALL BRANCHES

Subject	Registered	Appeared	Passed	Failed	Reg Pass %	Apprd. Pass %
ALL SUBJECTS	372	367	147	220	39.52	40.05


 Controller of Examinations
 SWARNANDHRA COLLEGE OF
 ENGINEERING & TECHNOLOGY
 (AUTONOMOUS)
 NARSAPUR - 534 280, W.G. DIST.



 Principal
 SWARNANDHRA COLLEGE OF
 ENGINEERING & TECHNOLOGY
 (AUTONOMOUS)
 NARSAPUR - 534 280, W.G. DIST.

SWARNANDHRA COLLEGE OF ENGINEERING & TECHNOLOGY
SEETHARAMPURAM, NARSAPUR - 534280
EXAMINATION SCETION

2013 Batch II B. Tech I Semester (Regular) Examinations, Jan-2015

RESULT ANALYSIS

SNo	Dept.	No. of Students			Percentage (%)		Failed in Subjects		
		Appeared	Passed	Failed	Pass	Fail	1S	2S	≥3S
1.	Civil	69	19	50	27.54	72.46	15	11	24
2.	EEE	55	10	45	18.18	81.82	16	11	18
3.	ME - A	70	24	46	34.29	65.71	16	16	14
4.	ME - B	72	20	52	27.78	72.22	20	14	18
5.	ECE - A	56	27	29	48.21	51.79	16	6	7
6.	ECE - B	57	29	28	50.88	49.12	20	3	5
7.	ECE - C	56	30	26	53.57	46.43	20	3	3
8.	CSE - A	52	27	25	51.92	48.08	13	4	8
9.	CSE - B	41	16	25	39.02	60.98	9	9	7
Total		528	202	326	38.26	61.74	145	77	104


G. N. Visweswara Rao
Office In-charge Examinations



Dr. M. Muralidhara Rao
Principal

**SWARNANDHRA COLLEGE OF ENGINEERING & TECHNOLOGY
SEETHARAMPURAM, NARSAPUR - 534280
EXAMINATION SCETION**

2012 Batch III B. Tech I Semester (Regular) Examinations, Jan - 2015

RESULT ANALYSIS

SNo	Dept.	No. of Students			Percentage (%)		Failed in Subjects		
		Appeared	Passed	Failed	Pass	Fail	1S	2S	≥3S
1.	CIVIL	62	46	16	74.19	25.81	08	02	06
2.	EEE - A	60	30	30	50.00	50.00	15	07	08
3.	EEE - B	50	26	24	52.00	48.00	08	05	11
4.	ME - A	65	22	43	33.85	66.15	15	10	18
5.	ME - B	65	29	36	44.62	55.38	12	12	12
6.	ECE - A	71	37	34	52.11	47.89	14	08	12
7.	ECE - B	70	36	34	51.43	48.57	17	10	07
8.	ECE - C	65	27	38	41.54	58.46	22	07	09
9.	CSE - A	52	27	25	51.92	48.08	08	05	12
10.	CSE - B	59	36	23	61.02	38.98	12	03	08
Total		619	316	303	51.05	48.95	131	69	103



G. N. Visweswara Rao

Officer In-charge Examinations



Dr. M. Muralidhara Rao


Principal

SWARNANDHRA COLLEGE OF ENGINEERING & TECHNOLOGY
SEETHARAMPURAM, NARSAPUR - 534280
EXAMINATION SCETION

2011 Batch - IV B. Tech., I Semester (Regular) Examinations, Nov – 2014

RESULT ANALYSIS



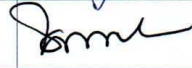









S.No	Dept.	No. of Students			Percentage (%)		Failed in Subjects		
		Appeared	Passed	Failed	Pass	Fail	1S	2S	≥3S
1.	CIVIL	72	69	3	95.83	4.17	02	01	00
2.	EEE-A	61	53	8	86.89	13.11	06	00	02
3.	EEE-B	62	52	10	83.87	16.13	03	00	07
4.	ME-A	73	55	18	75.34	24.66	06	04	08
5.	ME-B	68	52	16	76.47	23.53	10	02	04
6.	ECE-A	68	60	8	88.24	11.76	04	01	03
7.	ECE-B	72	61	11	84.72	15.28	10	00	01
8.	ECE-C	68	59	9	86.76	13.24	06	01	02
9.	CSE-A	66	53	13	80.30	19.70	08	04	01
10.	CSE-B	65	47	18	72.31	27.69	06	07	05
11.	IT	56	40	16	71.43	28.57	11	01	04
Total		731	601	130	82.22	17.78	72	21	37


K. Raja
i/c Officer in charge Examinations


Dr. M. Muralidhara Rao
Principal

Minute of the results committee meeting held on 23-07-2015, at 10:00AM in Principal's Chamber.

Members Present:

S. No	Name of the member	Designation	Signature
1	Dr. J. Anand Chandulal, Principal	Chairman	
2	Dr. K. M. Ganesh, HOD, CIVIL Dept.	Member	
3	Mr. V. Moorthy, I/c HOD, EEE Dept.	Member	
4	Dr. A. Gopichand, HOD, Mechanical Dept.	Member	
5	Mr. N. Srikanth, I/c HOD, ECE Dept.	Member	
6	Dr. Y. Vamsidhar, HOD, CSE Dept.	Member	
7	Prof. T. Rajendra Prasad, HOD, MBA Kumar	Member	
8	Mr. A. N. L. Kumar, HOD, MCA	Member	
9	Dr. R. S. Dubey, HOD, Nano Technology	Member	
10	Dr. S. Dharaja Devi, HOD, Mathematics	Member	
11	Dr. V. Swaminadham, HOD, S&H	Member	
12	Mr. G. N. Visweswara Rao Controller of Examinations	Member	

Resolutions

As per autonomous B.Tech. academic regulations **Point No. 12** the credits, SGPA and CGPA have been finalized for B.Tech. - II Semester Regular Examinations conducted in June/July-2015 and results have been declared on 23-07-2015 at 11:30AM.



Handwritten initials and date: JNC 23/7/15

Handwritten signature of Dr. J. Anand Chandulal

Dr. J. Anand Chandulal
Chairman



SWARNANDHRA
COLLEGE OF ENGINEERING & TECHNOLOGY
AUTONOMOUS
EXAMINATION BRANCH

B.TECH-II SEM Regular Results Analysis Held in JUNE 2015 Curriculum: R14

Branch: CIVIL ENGINEERING

Subject	Registered	Appeared	Passed	Failed	Reg Pass %	Apprd. Pass %
ENGLISH-II	47	47	46	1	97.87	97.87
LINEAR ALGEBRA & VECTOR CALCULUS	47	47	31	16	65.96	65.96
NUMERICAL METHODS & INTEGRAL TRANSFORMS	47	47	36	11	76.60	76.60
ENGINEERING CHEMISTRY	47	47	34	13	72.34	72.34
ENVIRONMENTAL STUDIES	47	47	41	6	87.23	87.23
ENGINEERING MECHANICS	47	47	41	6	87.23	87.23
ENGLISH COMMUNICATION SKILLS LAB-II	47	47	47	0	100.00	100.00
ENGINEERING CHEMISTRY LAB	47	47	47	0	100.00	100.00
ENGINEERING WORK SHOP	47	47	47	0	100.00	100.00
ALL SUBJECTS	47	47	24	23	51.06	51.06

Branch: ELECTRICAL AND ELECTRONICS ENGINEERING

Subject	Registered	Appeared	Passed	Failed	Reg Pass %	Apprd. Pass %
ENGLISH -II	11	11	8	3	72.73	72.73
LINEAR ALGEBRA AND VECTOR CALCULUS	11	11	7	4	63.64	63.64
NETWORKS & SYNTHESIS	11	11	7	4	63.64	63.64
ENGINEERING PHYSICS	11	11	7	4	63.64	63.64
ENGINEERING DRAWING	11	11	9	2	81.82	81.82
OOPS THROUGH C++	11	10	7	3	63.64	70.00
ENGLISH COMMUNICATION SKILLS LAB-II	11	11	11	0	100.00	100.00
ENGINEERING PHYSICS LAB	11	11	11	0	100.00	100.00
OOPS LAB	11	11	11	0	100.00	100.00
ALL SUBJECTS	11	10	6	4	54.55	60.00

Branch: MECHANICAL ENGINEERING

Subject	Registered	Appeared	Passed	Failed	Reg Pass %	Apprd. Pass %
ENGLISH - II	103	103	100	3	97.09	97.09
LINEAR ALGEBRA & VECTOR CALCULUS	103	103	80	23	77.67	77.67
NUMERICAL METHODS AND INTEGRAL TRANSFORMS	103	103	63	40	61.17	61.17
ENGINEERING CHEMISTRY	103	103	74	29	71.84	71.84
ENVIRONMENTAL STUDIES	103	103	84	19	81.55	81.55
ENGINEERING MECHANICS	103	103	81	22	78.64	78.64
ENGLISH COMMUNICATION SKILLS LAB - II	103	103	103	0	100.00	100.00
ENGINEERING CHEMISTRY LAB	103	103	103	0	100.00	100.00
ENGINEERING WORKSHOP	103	103	103	0	100.00	100.00
ALL SUBJECTS	103	103	47	56	45.63	45.63



SWARNANDHRA
COLLEGE OF ENGINEERING & TECHNOLOGY
AUTONOMOUS
EXAMINATION BRANCH

B.TECH-II SEM Regular Results Analysis Held in JUNE 2015 Curriculum: R14

Branch: ELECTRONICS AND COMMUNICATION ENGINEERING

Subject	Registered	Appeared	Passed	Failed	Reg Pass %	Apprd. Pass %
ENGLISH -II	104	104	104	0	100.00	100.00
LINEAR ALGEBRA AND VECTOR CALCULUS	104	104	85	19	81.73	81.73
NETWORKS & SYNTHESIS	104	104	73	31	70.19	70.19
ENGINEERING PHYSICS	104	104	83	21	79.81	79.81
ENGINEERING DRAWING	104	104	102	2	98.08	98.08
OOPS THROUGH C++	104	104	81	23	77.88	77.88
ENGLISH COMMUNICATION SKILLS LAB-II	104	104	104	0	100.00	100.00
ENGINEERING PHYSICS LAB	104	103	103	0	99.04	100.00
OOPS LAB	104	104	104	0	100.00	100.00
ALL SUBJECTS	104	103	59	44	56.73	57.28

Branch: COMPUTER SCIENCE AND ENGINEERING

Subject	Registered	Appeared	Passed	Failed	Reg Pass %	Apprd. Pass %
ENGLISH-II	104	103	101	2	97.12	98.06
LINEAR ALGEBRA & VECTOR CALCULUS	104	104	78	26	75.00	75.00
NUMERICAL METHODS & INTEGRAL TRANSFORMS	104	104	67	37	64.42	64.42
ENGINEERING CHEMISTRY	104	104	75	29	72.12	72.12
ENVIRONMENTAL STUDIES	104	104	85	19	81.73	81.73
OOPS THROUGH C++	104	104	91	13	87.50	87.50
ENGLISH COMMUNICATION SKILLS LAB-II	104	104	104	0	100.00	100.00
ENGINEERING CHEMISTRY LAB	104	104	104	0	100.00	100.00
OOPS THROUGH C++ LAB	104	104	104	0	100.00	100.00
ALL SUBJECTS	104	103	52	51	50.00	50.49

Branch: ALL BRANCHES

Subject	Registered	Appeared	Passed	Failed	Reg Pass %	Apprd. Pass %
ALL SUBJECTS	369	366	188	178	50.95	51.37

G. V. C. Reddy
23/7/15
Controller of Examinations
SWARNANDHRA COLLEGE OF
ENGINEERING & TECHNOLOGY
(AUTONOMOUS)
NARSAPUR - 534 280, W.G. DIST.

K. R. J.




Anand Kumar
Principal
SWARNANDHRA COLLEGE OF
ENGINEERING & TECHNOLOGY
(AUTONOMOUS)
NARSAPUR - 534 280, W.G. DIST.

**SWARNANDHRA COLLEGE OF ENGINEERING & TECHNOLOGY
SEETHARAMPURAM, NARSAPUR - 534280
EXAMINATION SCETION**

2013 Batch II B. Tech II Semester (Regular) Examinations, May - 2015

RESULT ANALYSIS

SNo	Dept.	No. of Students			Percentage (%)		Failed in Subjects		
		Appear ed	Pass ed	Fail ed	Pass	Fail	1S	2S	≥3S
1	CIVIL	69	28	41	40.58	59.42	22	9	10
2	EEE	55	32	23	58.18	41.82	8	5	10
3	ME - A	72	32	40	44.44	55.56	11	12	17
4	ME - B	74	35	39	47.30	52.70	16	6	17
5	ECE - A	56	28	28	50.00	50.00	9	10	9
6	ECE - B	57	27	30	47.37	52.63	16	6	8
7	ECE - C	56	33	23	58.93	41.07	14	5	4
8	CSE - A	53	24	29	45.28	54.72	7	7	15
9	CSE - B	40	19	21	47.50	52.50	6	9	6
Total		532	258	274	48.50	51.50	109	69	96


G. N. Visweswara Rao
Controller of Examinations

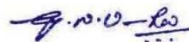

Dr. K S Shankar Gowri
Principal

**SWARNANDHRA COLLEGE OF ENGINEERING & TECHNOLOGY
SEETHARAMPURAM, NARSAPUR - 534280
EXAMINATION SCETION**

2012 Batch III B. Tech II Semester (Regular) Examinations, May - 2015

RESULT ANALYSIS

SNo	Dept.	No. of Students			Percentage (%)		Failed in Subjects		
		Appear ed	Pass ed	Fail ed	Pass	Fail	1S	2S	≥3S
1.	CIVIL	62	35	27	56.45	43.55	20	4	3
2.	EEE - A	60	32	28	53.33	46.67	16	7	5
3.	EEE - B	50	22	28	44.00	56.00	17	2	9
4.	ME - A	65	32	33	49.23	50.77	14	8	11
5.	ME - B	65	39	26	60.00	40.00	14	4	8
6.	ECE - A	71	46	25	64.79	35.21	11	6	8
7.	ECE - B	70	45	25	64.29	35.71	16	3	6
8.	ECE - C	65	41	24	63.08	36.92	10	5	9
9.	CSE - A	56	31	25	55.36	44.64	12	6	7
10.	CSE - B	55	44	11	80.00	20.00	7	2	2
Total		619	367	252	59.29	40.71	137	47	68



G. N. VisweswaraRao
Controller of Examinations



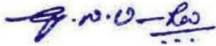
Dr. J. Anand Chandu Lal
Principal

**SWARNANDHRA COLLEGE OF ENGINEERING & TECHNOLOGY
SEETHARAMPURAM, NARSAPUR - 534280
EXAMINATION SCETION**

**2011 Batch IV B. Tech II Semester (Regular) Examinations, April -
2015**

RESULT ANALYSIS

SN o	Dept.	No. of Students			Percentage (%)		Failed in Subjects		
		Appear ed	Pass ed	Fail ed	Pass	Fail	1S	2S	≥3S
1.	CIVIL	72	63	9	87.50	12.5 0	7	2	0
2.	EEE - A	61	47	14	77.05	22.9 5	10	1	3
3.	EEE - B	62	44	18	70.97	29.0 3	9	1	8
4.	ME - A	73	60	13	82.19	17.8 1	5	2	6
5.	ME - B	68	59	9	86.76	13.2 4	6	1	2
6.	ECE - A	68	58	10	85.29	14.7 1	8	2	0
7.	ECE - B	72	66	6	91.67	8.33	6	0	0
8.	ECE - C	68	54	14	79.41	20.5 9	12	1	1
9.	CSE - A	65	62	3	95.38	4.62	3	0	1
10.	CSE - B	66	52	14	78.79	21.2 1	9	0	4
11.	IT	56	46	10	82.14	17.8 6	8	2	0
Total		731	611	120	83.5 8	16.4 2	83	12	25













G. N. Visweswara Rao
Controller of Examinations


Dr. J. Anand Chandu Lal
Principal

P.G. SEMESTER WISE – RESULTS

Minutes of the results committee meeting held on 18-03-2015, at 3:30PM in Principal's Chamber.

Members Present:

S. No	Name of the member	Designation	Signature
1	Dr. J. Anand Chandulal , Principal	Chairman	
2	Dr. K. M. Ganesh, HOD, CIVIL Dept.	Member	
3	Mr. V. Moorthy, I/c HOD, EEE Dept.	Member	
4	Dr. A. Gopichand, HOD, Mechanical Dept.	Member	
5	Mr. N. Srikanth, I/c HOD, ECE Dept.	Member	
6	Dr. Y. Vamsidhar, HOD, CSE Dept.	Member	
7	Dr. B. V. R. Naidu, HOD, MBA	Member	
8	Mr. A. N. L. Kumar, HOD, MCA	Member	
9	Dr. R. S. Dubey, HOD, Nano Technology	Member	
10	Dr. S. Dharaja Devi, HOD, Mathematics	Member	
11	Dr. V. Swaminadham, HOD, S&H	Member	
12	Mr. G. N. Viswaeswara Rao Controller of Examinations	Member	

Resolutions

As per autonomous MBA and MCA academic regulations **Point No.6** the credits, SGPA and CGPA have been finalized for MBA and MCA I Semester Regular Examinations conducted in Feb/March 2015 and results have been declared on 19-03-2015 at 9:00AM.




Dr. J. Anand Chandulal
Chairman



SWARNANDHRA
COLLEGE OF ENGINEERING & TECHNOLOGY
AUTONOMOUS
EXAMINATION BRANCH

After Reevaluation

Result

[Signature]
25/4/15

MCA-I SEM Regular Results Analysis Held in FEBRUARY 2015 Curriculum: R14

Branch: MASTER OF COMPUTER APPLICATIONS

Subject	Registered	Appeared	Passed	Failed	Reg Pass %	Apprd. Pass %
FOUNDMAENTAL OF COMPUTER & C PROGRAMMING	18	18	18	0	100.00	100.00
DIGITAL LOGIC & COMPUTER SYSTEM ORGANIZATION	18	18	17	1	94.44	94.44
DISCRETE MATHEMATICAL STRUCTURES & GRAPH THEORY	18	18	16	2	88.89	88.89
PROBABILITY & STATISTICAL APPLICATIONS	18	18	17	1	94.44	94.44
ACCOUNTING & FINANCIAL MANAGEMENT	18	18	18	0	100.00	100.00
COMMUNICATIONS SKILLS LAB	18	18	18	0	100.00	100.00
C PROGRAMMING LAB	18	18	18	0	100.00	100.00
DIGITAL LOGIC & COMPUTER SYSTEM ORGANIZATION LAB	18	18	18	0	100.00	100.00
ALL SUBJECTS	18	18	15	3	83.33	83.33

Branch: ALL BRANCHES

Subject	Registered	Appeared	Passed	Failed	Reg Pass %	Apprd. Pass %
ALL SUBJECTS	18	18	15	3	83.33	83.33

[Signature]
Controller of Examinations
SWARNANDHRA COLLEGE OF
ENGINEERING & TECHNOLOGY
(AUTONOMOUS)
NARSAPUR - 534 280, W.G. DIST.

[Signature]
Principal
SWARNANDHRA COLLEGE OF
ENGINEERING & TECHNOLOGY
(AUTONOMOUS)
NARSAPUR - 534 280, W.G. DIST.



SWARNANDHRA
COLLEGE OF ENGINEERING & TECHNOLOGY
AUTONOMOUS
EXAMINATION BRANCH

After Revaluation

Remt

27/11/15

MBA-I SEM Regular Results Analysis Held in FEBRUARY 2015 Curriculum: R14

Branch: MASTER OF BUSINESS ADMINISTRATION

Subject	Registered	Appeared	Passed	Failed	Reg Pass %	Apprd. Pass %
PRINCIPLES & PRACTICE OF MANAGEMENT	42	41	41	0	97.62	100.00
MANAGERIAL ECONOMICS	42	41	40	1	95.24	97.56
ACCOUNTING FOR MANAGERS	42	41	39	2	92.86	95.12
MANAGERIAL COMMUNICATION	42	41	41	0	97.62	100.00
BUSINESS ENVIRONMENT	42	41	41	0	97.62	100.00
QUANTITATIVE TECHNIQUES FOR BUSINESS DECISIONS	42	41	35	6	83.33	85.37
COMMUNICATION SKILLS LAB	42	41	41	0	97.62	100.00
IT FOR MANAGERS LAB	42	41	41	0	97.62	100.00
ALL SUBJECTS	42	41	34	7	80.95	82.93

Branch: ALL BRANCHES

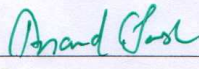




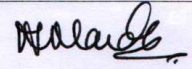




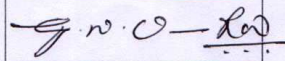
Subject	Registered	Appeared	Passed	Failed	Reg Pass %	Apprd. Pass %
ALL SUBJECTS	42	41	34	7	80.95	82.93

S. V. C. Rao
Controller of Examinations
SWARNANDHRA COLLEGE OF
ENGINEERING & TECHNOLOGY
(AUTONOMOUS)
NARSAPUR - 534 280, W.G. DIST.

Anand Chand
Principal
SWARNANDHRA COLLEGE OF
ENGINEERING & TECHNOLOGY
(AUTONOMOUS)
NARSAPUR - 534 280, W.G. DIST.

Minute of the results committee meeting held on 11-06-2015, at 3:30PM in Principal's Chamber.

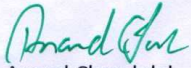

Members Present:

S. No	Name of the member	Designation	Signature
1	Dr. J. Anand Chandulal, Principal	Chairman	
2	Dr. K. M. Ganesh, HOD, CIVIL Dept.	Member	
3	Mr. V. Moorthy, I/c HOD, EEE Dept.	Member	
4	Dr. A. Gopichand, HOD, Mechanical Dept.	Member	A. Gopichand.
5	Mr. N. Srikanth, I/c HOD, ECE Dept.	Member	
6	Dr. Y. Vamsidhar, HOD, CSE Dept.	Member	
7	Dr. B. V. R. Naidu, HOD, MBA	Member	
8	Mr. A. N. L. Kumar, HOD, MCA	Member	
9	Dr. R. S. Dubey, HOD, Nano Technology	Member	
10	Dr. S. Dharaja Devi, HOD, Mathematics	Member	
11	Dr. V. Swaminadham, HOD, S&H	Member	
12	Mr. G. N. Viswaeswara Rao Controller of Examinations	Member	

Resolutions

As per autonomous M.Tech. academic regulations **Point No.9** the credits, SGPA and CGPA have been finalized for M.Tech. - I Semester Regular Examinations conducted in April-2015 and results have been declared on 12-06-2015 at 11:30AM.




Dr. J. Anand Chandulal
Chairman




SWARNANDHRA
COLLEGE OF ENGINEERING & TECHNOLOGY
AUTONOMOUS
EXAMINATION BRANCH

M.TECH-I SEM Regular Results Analysis Held in APRIL 2015 Curriculum: R14

Branch: CAD/CAM

Subject	Registered	Appeared	Passed	Failed	Reg Pass %	Apprd. Pass %
INDUSTRIAL ROBOTICS	1	1	1	0	100.00	100.00
COMPUTER AIDED MANUFACTURING	1	1	1	0	100.00	100.00
SPECIAL MANUFACTURING PROCESS	1	1	1	0	100.00	100.00
GEOMETRIC MODELING	1	1	1	0	100.00	100.00
NANO TECHNOLOGY	1	1	1	0	100.00	100.00
COMPUTER AIDED PROCESS PLANNING	1	1	1	0	100.00	100.00
ADVANCED CAD LAB	1	1	1	0	100.00	100.00
ALL SUBJECTS	1	1	1	0	100.00	100.00

Branch: POWER ELECTRONICS

Subject	Registered	Appeared	Passed	Failed	Reg Pass %	Apprd. Pass %
ELECTRICAL MACHINE MODELING & ANALYSIS	4	4	4	0	100.00	100.00
ANALYSIS OF POWER ELECTRONIC CONVERTERS	4	4	4	0	100.00	100.00
ELECTRIC DRIVES-I	4	4	4	0	100.00	100.00
FLEXIBLE AC TRANSMISSION SYSTEMS	4	4	4	0	100.00	100.00
POWER QUALITY	4	4	4	0	100.00	100.00
HVDC TRANSMISSION	4	4	4	0	100.00	100.00
SYSTEMS SIMULATION LAB	4	4	4	0	100.00	100.00
ALL SUBJECTS	4	4	4	0	100.00	100.00

Branch: VLSI

Subject	Registered	Appeared	Passed	Failed	Reg Pass %	Apprd. Pass %
VLSI TECHNOLOGY & DESIGN	2	2	2	0	100.00	100.00
MOS ANALOG IC DESIGN	2	2	2	0	100.00	100.00
CPLD & FPGA ARCHITECTURE & APPLICATIONS	2	2	2	0	100.00	100.00
CMOS DIGITAL IC DESIGN	2	2	2	0	100.00	100.00
DIGITAL SYSTEM DESIGN	2	2	2	0	100.00	100.00
DIGITAL DESIGN USING HDL	2	2	2	0	100.00	100.00
VLSI LABORATORY-I	2	2	2	0	100.00	100.00
ALL SUBJECTS	2	2	2	0	100.00	100.00

Branch: COMPUTER SCIENCE & ENGINEERING

Subject	Registered	Appeared	Passed	Failed	Reg Pass %	Apprd. Pass %
ADVANCED DATA STRUCTURES & ALGORITHM ANALYSIS	9	9	8	1	88.89	88.89
THEORETICAL CONCEPTS IN COMPUTER SCIENCE & ENGINEERING	9	9	7	2	77.78	77.78
ADVANCED COMPUTER ARCHITECTURE	9	9	9	0	100.00	100.00



**SWARNANDHRA
COLLEGE OF ENGINEERING & TECHNOLOGY
AUTONOMOUS
EXAMINATION BRANCH**

M.TECH-I SEM Regular Results Analysis Held in APRIL 2015 Curriculum: R14						
ADVANCED DATA BASES	9	8	8	0	88.89	100.00
DISTRIBUTED SYSTEMS	9	8	8	0	88.89	100.00
SECURE SOFTWARE ENGINEERING	9	8	8	0	88.89	100.00
CSE LAB-1	9	9	9	0	100.00	100.00
ALL SUBJECTS	9	8	5	3	55.56	62.50


Branch: NANO TECHNOLOGY

Subject	Registered	Appeared	Passed	Failed	Reg Pass %	Apprd. Pass %
STRUCTURE, BONDING AND QUANTUM MECHANICS OF ELECTRONICS	5	4	4	0	80.00	100.00
SYNTHESIS OF NANOMATERIALS	5	4	4	0	80.00	100.00
SCIENCE & TECHNOLOGY OF THINFILM	5	4	4	0	80.00	100.00
NANO BIOTECHNOLOGY, MATERIALS & DEVICES	5	4	4	0	80.00	100.00
NUMERICAL METHODS AND ADVANCED COMPUTING TECHNIQUES	5	4	4	0	80.00	100.00
NANOTECHNOLOGY FOR ENERGY SYSTEMS	5	4	4	0	80.00	100.00
SIMULATION LAB	5	4	4	0	80.00	100.00
ALL SUBJECTS	5	4	4	0	80.00	100.00

Branch: ALL BRANCHES

Subject	Registered	Appeared	Passed	Failed	Reg Pass %	Apprd. Pass %
ALL SUBJECTS	21	19	16	3	76.19	84.21


Controller of Examinations 12/6/15
SWARNANDHRA COLLEGE OF
ENGINEERING & TECHNOLOGY
(AUTONOMOUS)
NARSAPUR - 534 280, W.G. DIST.


Principal
SWARNANDHRA COLLEGE OF
ENGINEERING & TECHNOLOGY
(AUTONOMOUS)
NARSAPUR - 534 280, W.G. DIST.

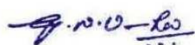
SWARNANDHRA COLLEGE OF ENGINEERING & TECHNOLOGY
SEETHARAMPURAM, NARSAPUR - 534 280 W.G.DT.
EXAMINATION SECTION

2013 Batch MCA- III Semester (Regular) End Examinations – January - 2015

No. of Students Appeared : 22
No. of Students Passed : 21
No. of Students Failed : 01
Pass Percentage : 95.45

Result Analysis Sheet MCA-II Semester (2013 Batch)

S. No.	Dept.	No.s			Percentage (%)		Failed in No. of Subjects		
		Appeared	Passed	Failed	Pass	Fail	IS	2S	3S
1.	MCA	22	21	01	95.45	4.55	01	00	00


G.N. Visweswara Rao
Officer Incharge Examinations


Dr. M. Muralidhara Rao
Principal

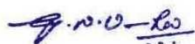
SWARNANDHRA COLLEGE OF ENGINEERING & TECHNOLOGY
SEETHARAMPURAM, NARSAPUR - 534 280 W.G.DT.
EXAMINATION SECTION

2013 Batch MBA- III Semester (Regular) End Examinations - Jan - 2015

No. of Students Appeared : 49
No. of Students Passed : 46
No. of Students Failed : 03
Pass Percentage : 93.87

Result Analysis Sheet MBA-III Semester (2013 Batch)

S. No.	Dept.	No's			Percentage (%)		Failed in No. of Subjects		
		Appeared	Passed	Failed	Pass	Fail	IS	2S	3S
1.	MBA	49	46	03	93.87	6.13	03	00	00



G.N. Visweswara Rao
Officer Incharge Examinations



Dr. M. Muralidhara Rao
Principal


SWARNANDHRA COLLEGE OF ENGINEERING & TECHNOLOGY
SEETHARAMPURAM, NARSAPUR - 534 280 W.G.DT.
EXAMINATION SECTION

2012 Batch MCA- V Semester (Regular) End Examinations - Oct - 2014

No. of Students Appeared : 38
No. of Students Passed : 35
No. of Students Failed : 03
Pass Percentage : 92.10

Result Analysis Sheet MCA-V Semester (2012 Batch)

S. No.	Dept	No.s			Percentage (%)		Failed in No. of Subjects		
		Appear ed	Pass ed	Faile d	Pass	Fail	IS	2S	3S
1.	MCA	38	35	03	92.10	7.90	03	00	00



G.N.Visweswara Rao
Officer Incharge Examinations



Dr. M.Muralidhara Rao
Principal